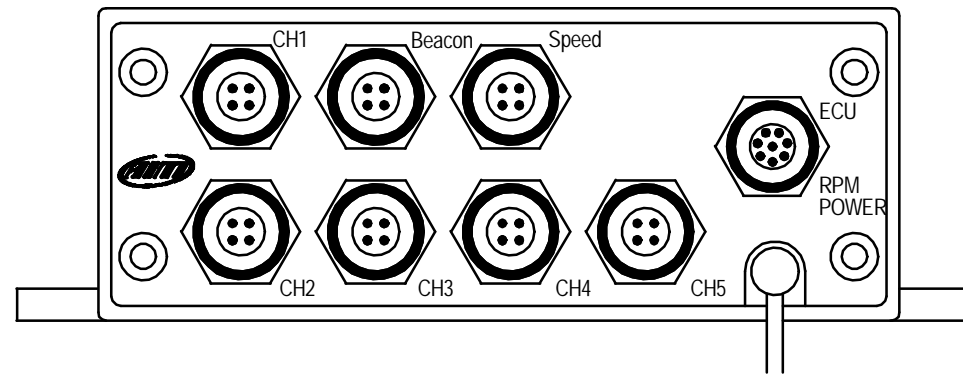
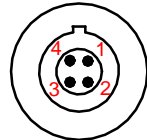


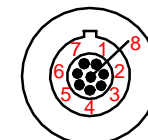
MyChron 3 XGLOG pinout



4 PIN FEM. BINDER
CONNECTOR PINOUT



8 PIN FEM. BINDER
CONNECTOR PINOUT



CH1		BEACON		SPEED				ECU	
1	AI1	1	LAP M	1	SPEED			1	CAN+
2	GND	2	GND	2	GND			2	CAN-
3	V sens (50mA max)	3	VB	3	VB			3	V alim
4	V ref	4	LAP O	4	SPEED 2			4	TX 232
								5	RX 232
CH2		CH3		CH4		CH5		6	RPM COIL
1	AI2	1	AI3	1	AI4	1	AI5	7	GND
2	GND	2	GND	2	GND	2	GND	8	RPM f
3	V sens (50mA max)	3	VB	3	VB	3	VB		
4	V ref	4	V ref	4	V ref	4	V ref		

